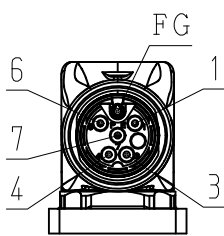


DWG. NO. 900-180-717

RoHS **CE**

MOTOR TERMINAL CONNECTION

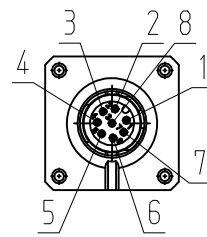
1	BRAKE
3	PHASE U
4	PHASE V
6	BRAKE
7	PHASE W
FG	FRAME GROUND
CON. CASE	FRAME GROUND



VIEW B

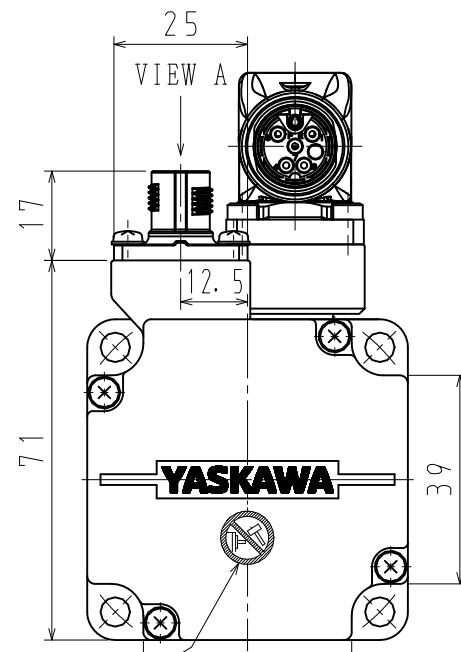
ENCODER TERMINAL CONNECTION

1	PG5V
2	PG0V
3	FRAME GROUND
4	BAT (+)
5	BAT (-)
6	DATA (+)
7	DATA (-)
8	-
CON. CASE	FRAME GROUND



VIEW A

RECEPTACLE SIZE:M17
HOUSING:ST-5EP1N8AA500S
MAKER:PHOENIX CONTACT



NAME PLATE

ENCODER

YASKAWA

39

71

12.5

17

39

71

12.5

17

39

71

12.5

17

39

71

12.5

17

39

71

12.5

17

39

71

12.5

17

39

71

12.5

17

39

71

12.5

17

39

71

12.5

17

39

71

12.5

17

39

71

12.5

17

39

71

12.5

17

39

71

12.5

17

39

71

12.5

17

39

71

12.5

17

39

71

12.5

17

39

71

12.5

17

39

71

12.5

17

39

71

12.5

17

39

71

12.5

17

39

71

12.5

17

39

71

12.5

17

39

71

12.5

17

39

71

12.5

17

39

71

12.5

17

39

71

12.5

17

39

71

12.5

17

39

71

12.5

17

39

71

12.5

17

39

71

12.5

17

39

71

12.5

17

39

71

12.5

17

39

71

12.5

17

39

71

12.5

17

39

71

12.5

17

39

71

12.5

17

39

71

12.5

17

39

71

12.5

17

39

71

12.5

17

39

71

12.5

17

39

71

12.5

17

39

71

12.5

17

39

71

12.5

17

39

71

12.5

17

39

71

12.5

17

39

71

12.5

17

39

71

12.5

17

39

71

12.5

17

39

71

12.5

17

39

71

12.5

17

39

71

12.5

17

39

71

12.5

17

39

71

12.5

17

39

71

12.5

17

39

71

12.5

17

39

71

12.5

17

39

71

12.5

17

39

71

12.5

17

39

71

12.5

17

39

71

12.5

17

39

71

12.5

17

39

71

12.5

17

39

71

12.5

17

39

71

12.5

17

39

71

12.5

17

39

71

12.5

17

39

71

12.5

17

39

71

12.5

17

39

71

12.5

17

39

71

12.5

17

39

71

12.5

17

39

71

12.5

17

39

71

12.5

17

39

71

12.5

17

39

71

12.5

17

39

71

12.5

17

39

71

12.5

17

39

71

12.5

17

39

71

12.5

17

39

71

12.5

17

39

71