

DWG. NO. 900-181-031

RoHS CE



NAME PLATE
(ENCODER TYPE)

NAME PLATE
(RATING INDICATION)
HOLDING BRAKE

ENCODER

ENCODER
CONNECTOR

MOTOR
CONNECTOR

NAME PLATE
(NOTICE MARK)

HOLDING BRAKE SPECIFICATIONS

MOMENT OF INERTIA GD ² /4 (kg·m ²)	HOLDING TORQUE (N·m)	RATED VOLTAGE	CAPACITY (W)
8.5×10 ⁻⁴	43.1	DC24V 0~+10%	18.5

DUST SEAL

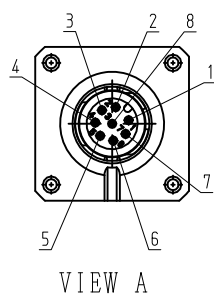
DETAIL OF SHAFT EXTENSION

NOTES.

1. ALL DIMENSIONS ARE IN MILLIMETERS.
2. MOTOR SPECIFICATIONS : 900-172-590
3. ENCODER SPECIFICATIONS: 900-172-504 (24BIT INCREMENTAL)
4. HOLDING BRAKE CANNOT BE USED TO STOP MOTOR.
5. VIBRATION : 15μm OR BELOW AT RATED SPEED.
6. PLUGS AND CABLE CLAMPS ARE OPTIONAL.
7. READ AND UNDERSTAND DOCUMENT PACKED WITH MOTOR (SAFETY PRECAUTIONS), AND BE CAREFUL USING MOTOR.
8. DEGREES OF PROTECTION: IP67 EXCEPT FOR SHAFT OPENING.
9. DO NOT TOUCH EACH OF CONNECTOR PINS DIRECTLY. IT CAUSE FAILURE.
10. IN CASE OF MOUNTING THIS MOTOR HORIZONTAL, TO PLACE THE CONNECTOR DOWN IS RECOMMENDABLE.
11. USE HEXAGON SOCKET HEAD CAP SCREWS FOR MOUNTING MOTOR.
12. MOTOR CONNECTOR COULD BE TURNED IN THE RANGE OF ☆ WITHIN 10 TIMES.

ENCODER TERMINAL CONNECTION

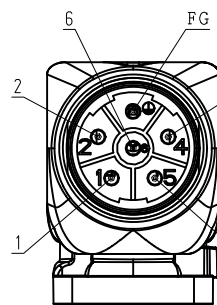
1	PG5V
2	PG0V
3	FRAME GROUND
4	-
5	-
6	DATA (+)
7	DATA (-)
8	-
CON. CASE	FRAME GROUND



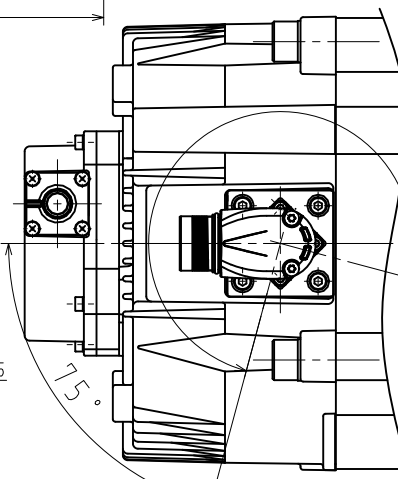
VIEW A

MOTOR TERMINAL CONNECTION

1	PHASE V
2	BRAKE
4	BRAKE
5	PHASE U
6	PHASE W
FG	FRAME GROUND
CON. CASE	FRAME GROUND



VIEW B

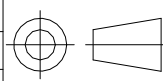


VIEW C

RECEPTACLE SIZE:M23
HOUSING:SF-5EP1N8AAD00S
MAKER:PHOENIX CONTACT

RECEPTACLE SIZE:M12
HOUSING:SACC-MSQ-M12MS-25-3, 2 SCO
MAKER:PHOENIX CONTACT

TYPE	RATED OUTPUT kW	RATED TORQUE N·m	TIME RATING	RATED SPEED min ⁻¹	VOLTAGE V _{rms}	RATED CURRENT A _{rms}	THERMAL CLASS	WEIGHT kg	ALLOWABLE RADIAL LOAD F _r N	ALLOWABLE THRUST LOAD F _s N
SGM7G-30DFF6H	2.9	18.6	CONT.	1500	400 (3PHASE)	11.9	F	19.6	1470 (AT SHAFT END)	490



SCALE 1 : 3

YASKAWA

DRWN.	H. KATO
CHKD.	T. HIROSE
APRV.	K. AOKI

TITLE AC SERVOMOTOR Σ-7 SERIES
SGM7G MODEL 2.9kW

DRWN. DATE	July. 07' 15	REV.	◇
DWG. NO.	900-181-031		

SIZE A3