


DWG. NO. 900-204-463



HOLDING BRAKE SPECIFICATIONS			
MOMENT OF INERTIA GD ² /4 (kg·m ²)	HOLDING TORQUE (N·m)	RATED VOLTAGE	CAPACITY (W)
18.8×10 ⁻⁴	84.3	DC24V (0~+10%)	32

NAME PLATE HOLDING BRAKE

ENCODER

ENCODER CONNECTOR

MOTOR CONNECTOR

NAME PLATE

NAME PLATE

DUST SEAL

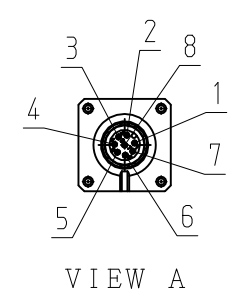
DETAIL OF SHAFT EXTENSION

NOTES.

1. ALL DIMENSIONS ARE IN MILLIMETERS.
2. MOTOR SPECIFICATIONS : 900-172-590
3. ENCODER SPECIFICATIONS: 900-193-532 (24BIT ABSOLUTE)
4. HOLDING BRAKE CANNOT BE USED TO STOP MOTOR.
5. VIBRATION : 15μm OR BELOW AT RATED SPEED.
6. PLUGS AND CABLE CLAMPS ARE OPTIONAL.
7. READ AND UNDERSTAND DOCUMENT PACKED WITH MOTOR (SAFETY PRECAUTIONS), AND BE CAREFUL USING MOTOR.
8. DEGREES OF PROTECTION: IP67 EXCEPT FOR SHAFT OPENING. MUST USE SPECIFIED CONNECTORS FOR MOTOR.
9. DO NOT TOUCH EACH OF CONNECTOR PINS DIRECTLY. IT CAUSE FAILURE.
10. IN CASE OF MOUNTING THIS MOTOR HORIZONTAL, TO PLACE THE CONNECTOR DOWN IS RECOMMENDABLE.
11. USE HEXAGON SOCKET HEAD CAP SCREWS FOR MOUNTING MOTOR.
12. MOTOR CONNECTOR COULD BE TURNED IN THE RANGE OF ☆ WITHIN 10 TIMES.

ENCODER TERMINAL CONNECTION

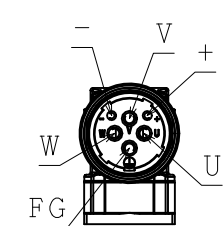
1	PG5V
2	PG0V
3	FRAME GROUND
4	BAT (+)
5	BAT (-)
6	DATA (+)
7	DATA (-)
8	-
CON. CASE	FRAME GROUND



VIEW A

MOTOR TERMINAL CONNECTION

U	PHASE U
V	PHASE V
W	PHASE W
+	BRAKE
-	BRAKE
FG	FRAME GROUND
CON. CASE	FRAME GROUND



VIEW B

RECEPTACLE SIZE:M40
HOUSING:SM-5EPWN8AAD00S
MAKER:PHOENIX CONTACT

RECEPTACLE SIZE:M12
HOUSING:SACC-MSQ-M12MS-25-3, 2 SCO
MAKER:PHOENIX CONTACT

TYPE	RATED OUTPUT kW	RATED TORQUE N·m	TIME RATING	RATED SPEED min ⁻¹	VOLTAGE V _{rms}	RATED CURRENT A _{rms}	THERMAL CLASS	WEIGHT kg	ALLOWABLE RADIAL LOAD Fr N	ALLOWABLE THRUST LOAD Fr N
SGM7G-1AD7F6H	11	70.0	CONT.	1500	400 (3PHASE)	28.1	F	65.5	1764 (AT SHAFT END)	588

DRWN.	H. SEKI	TITLE AC SERVOMOTOR Σ-7 SERIES	DRWN. DATE	17-02-15	REV.
CHKD.	K. INOUE		DWG. NO.	900-204-463	
APRV.	T. HIROSE				

YASKAWA

SCALE 1 : 5

SGM7G MODEL 11kW

900-204-463

SIZE A3