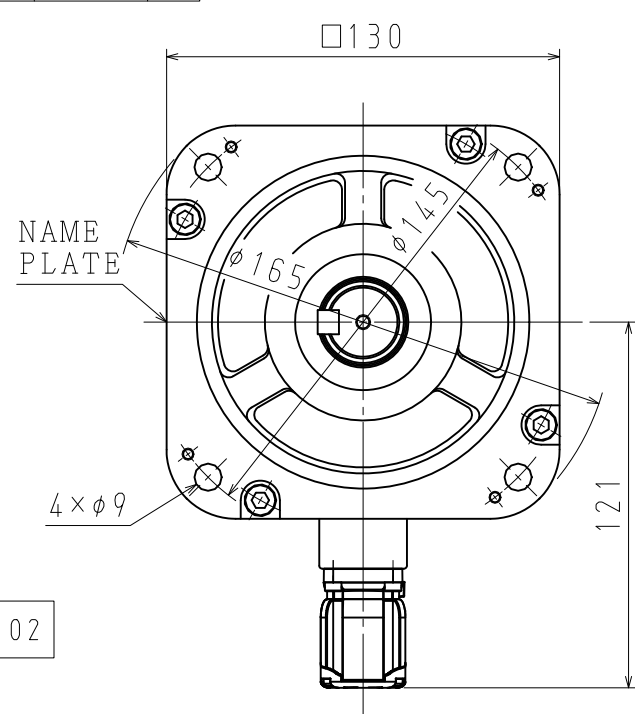
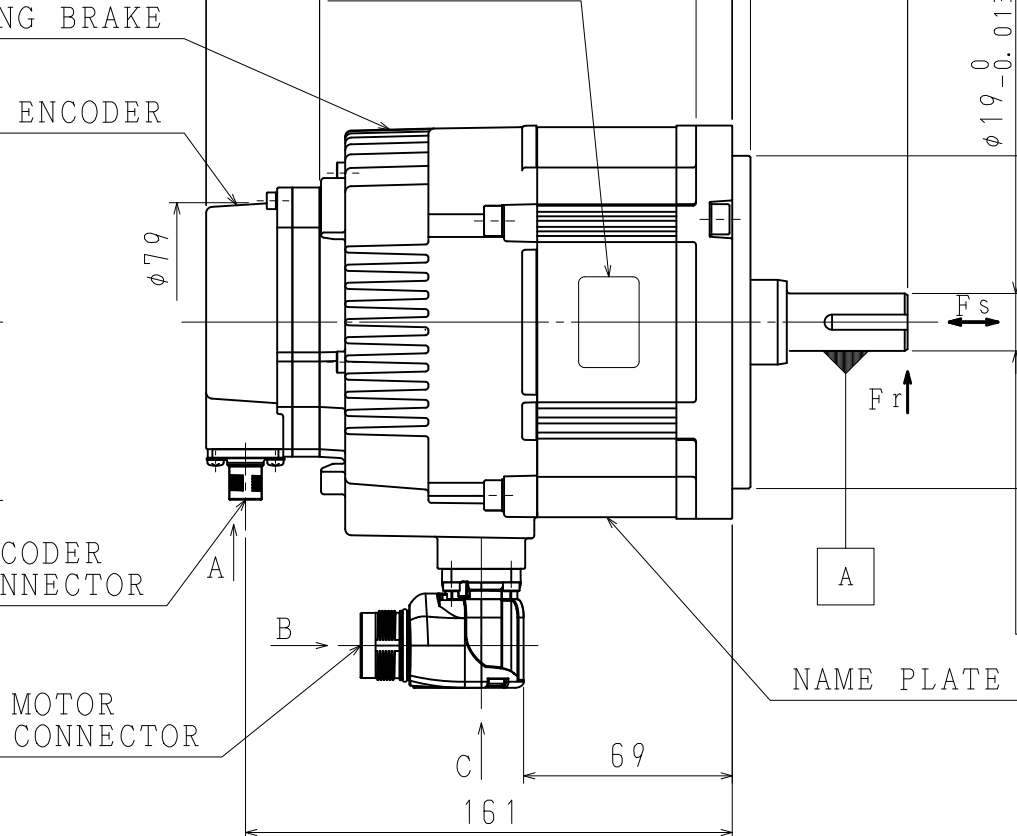
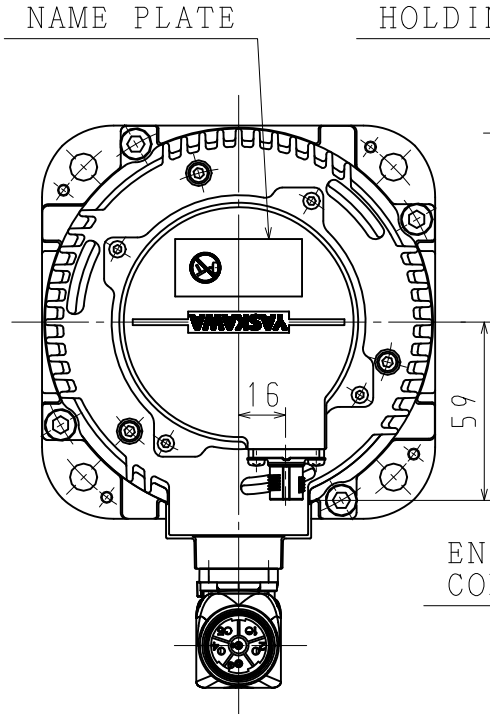
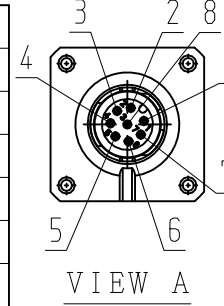


HOLDING BRAKE SPECIFICATIONS			
MOMENT OF INERTIA GD ² /4 (kg·m ²)	HOLDING TORQUE (N·m)	RATED VOLTAGE	CAPACITY (W)
2.1×10 ⁻⁴	12.7	DC24V (0~+10%)	10



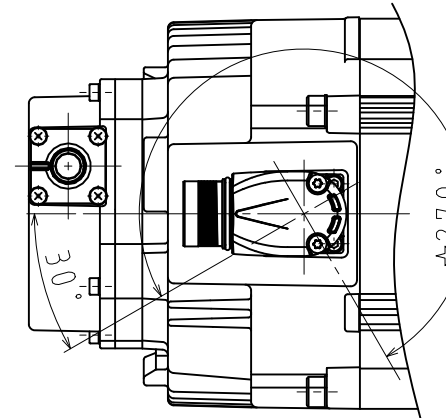
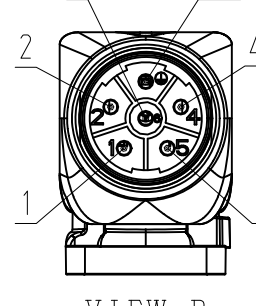
ENCODER TERMINAL CONNECTION

1	PG5V
2	PG0V
3	FRAME GROUND
4	BAT (+)
5	BAT (-)
6	DATA (+)
7	DATA (-)
8	-
CON. CASE	FRAME GROUND



MOTOR TERMINAL CONNECTION

1	PHASE V
2	BRAKE
4	BRAKE
5	PHASE U
6	PHASE W
FG	FRAME GROUND
CON. CASE	FRAME GROUND



NOTES.

1. ALL DIMENSIONS ARE IN MILLIMETERS.
2. MOTOR SPECIFICATIONS :900-177-305
3. ENCODER SPECIFICATIONS:900-193-532 (24BIT ABSOLUTE)
4. HOLDING BRAKE CANNOT BE USED TO STOP MOTOR.
5. VIBRATION : 15μm OR BELOW AT RATED SPEED.
6. PLUGS AND CABLE CLAMPS ARE OPTIONAL.
7. READ AND UNDERSTAND DOCUMENT PACKED WITH MOTOR (SAFETY PRECAUTIONS), AND BE CAREFUL USING MOTOR.
8. DEGREES OF PROTECTION:IP67 EXCEPT FOR SHAFT OPENING.
9. DO NOT TOUCH EACH OF CONNECTOR PINS DIRECTLY. IT CAUSE FAILURE.
10. IN CASE OF MOUNTING THIS MOTOR HORIZONTAL, TO PLACE THE CONNECTOR DOWN IS RECOMMENDABLE.
11. USE HEXAGON SOCKET HEAD CAP SCREWS FOR MOUNTING MOTOR.
12. MOTOR CONNECTOR COULD BE TURNED IN THE RANGE OF ☆ WITHIN 10 TIMES.

TYPE	RATED OUTPUT kW	RATED TORQUE N·m	TIME RATING	RATED SPEED min ⁻¹	VOLTAGE V _{rms}	RATED CURRENT A _{rms}	THERMAL CLASS	WEIGHT kg	ALLOWABLE RADIAL LOAD F _r N	ALLOWABLE THRUST LOAD F _s N
SGM7G-09D7RKH	0.85	5.39	CONT.	1500	400 (3PHASE)	5.3	F	7.6	490 (AT SHAFT END)	98

RECEPTACLE SIZE:M12
HOUSING:SACC-MSQ-M12MS-25-3, 2 SCO
MAKER:PHOENIX CONTACT

RECEPTACLE SIZE:M23
HOUSING:SF-5EP1N8AAD00S
MAKER:PHOENIX CONTACT

YASKAWA

DRWN K. INOUE
CHKD T. HIROSE
APRV K. AOKI

TITLE AC SERVOMOTOR Σ-7 SERIES
SGM7G MODEL 0.85kW

DRWN. DATE SEP. 5 '16
DWG. NO. 900-191-767
REV. —

SIZE A3