

MOTOMAN GP10

Handling & General Applications
with the GP Series



The MOTOMAN GP10 is a fast and extremely precise 6-axis industrial robot with a payload capacity of up to 10 kg. With a reach of 1,101 mm and high repeatability of ± 0.015 mm, it is ideally suited to assembly tasks, but also universal handling tasks, CNC machine tool tending or packaging. Its slim, lightweight design with different mounting options makes this robot perfect for confined workspaces.

With a built-in Ethernet cable (Cat6A compatible) as standard, it can be used for a wide range of applications. Modern End-of-Arm tools such as intelligent grippers and cameras can be directly connected without the need of an external media package.

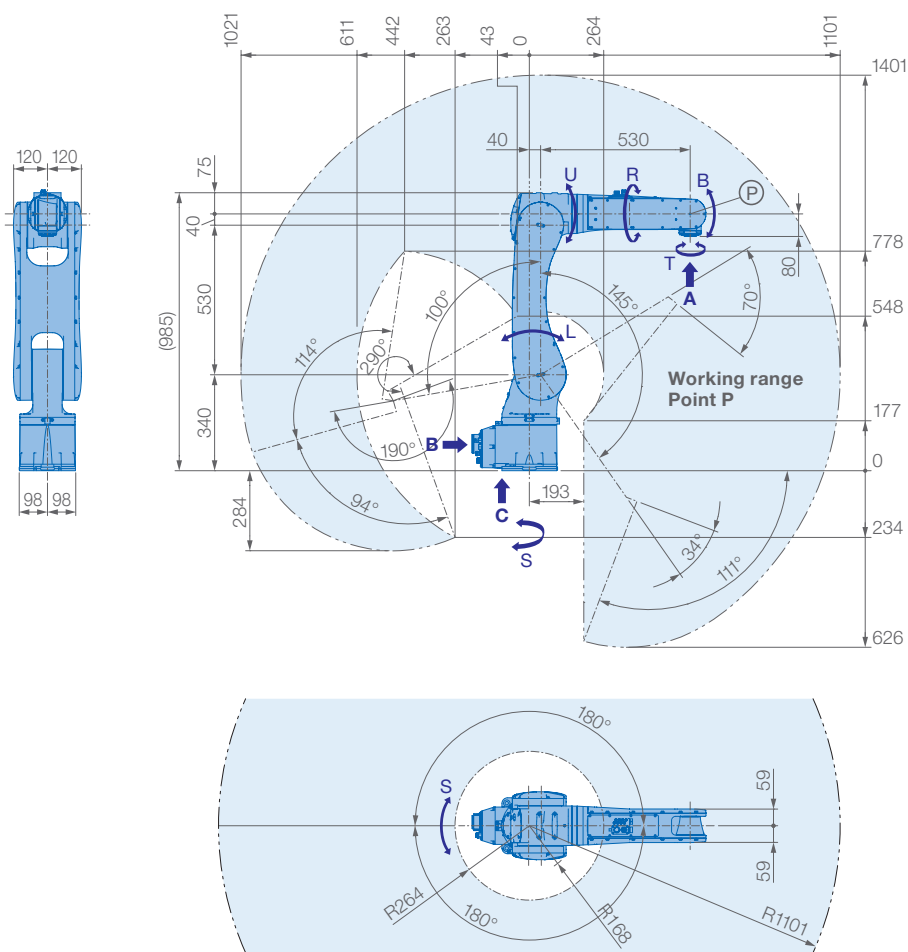
A world of possibilities is open to the MOTOMAN GP10 with the numerous functions of the MOTOMAN YRC1000 controller or the compact MOTOMAN YRC1000micro controller. While the Smart Pendant is the ideal way for beginners to work with the robot, the classical teach pendant offers wide programming options for experts.

The entire manipulator is designed with IP67 as standard, making it robust and reliable for applications even in harsh production environments.

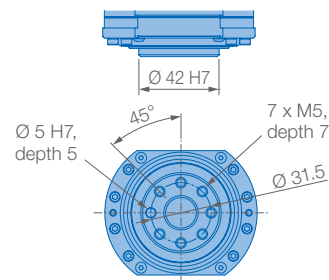
Further specifications with anti-corrosive coat as well as built-in force sensor cable are available optionally.

KEY BENEFITS

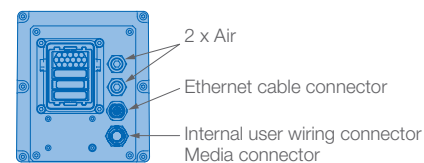
- Powerful motion performance with new high-inertia servo drive design
- Compact, small footprint and slim arm design
- Built-in media cables to reduce interference contours
- Easy commissioning and maintenance
- IP67 protection of all axes
- Suitable for a wide variety of applications



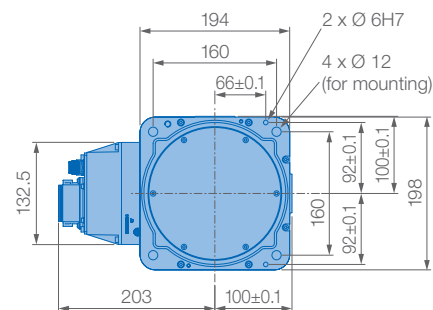
View A



View B



View C

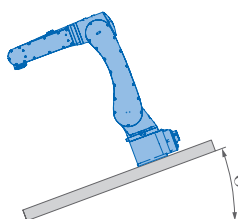
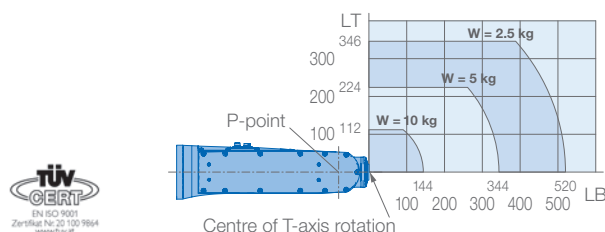


Mounting options: Floor, ceiling, wall, tilt*

IP Protection: IP67 (all axes)

* Limitations apply – see table below

Allowable wrist load



Robot inclination angle θ [deg.]	S-axis operating range [deg.]
$0 \leq \theta \leq 30$	± 180 max.
$30 < \theta \leq 35$	± 60 max.
$35 < \theta \leq 45$	± 45 max.
$45 < \theta$	± 30 max.

Specifications GP10

Axes	Maximum motion range [°]	Maximum speed [°/s]	Allowable moment [Nm]	Allowable moment of inertia [kg · m ²]	Controlled axes	6
S	± 180	300	–	–	Max. payload [kg]	10
L	$+145/-100$	250	–	–	Repeatability [mm]	$\pm 0,015$
U	$+190/-70$	340	–	–	Max. working range R [mm]	1101
R	± 190	500	22	0.9	Temperature [°C]	0 to +45
B	$+225/-45$	470	22	0.9	Humidity [%]	20 – 80
T	± 360	800	11	0.3	Weight [kg]	59
					Power supply, average [kVA]	1

Robotics Division

YASKAWA Europe GmbH
Yaskawastraße 1
85391 Allershausen, Germany
Tel. +49 (0) 8166/90-0
Fax +49 (0) 8166/90-103
robotics@yaskawa.eu
www.yaskawa.eu

YASKAWA Headquarters Academy and Sales Office

YASKAWA Europe GmbH
Philipp-Reis-Straße 6
65795 Hattersheim am Main,
Germany
Tel. +49 (0) 6196/77725-0
Fax +49 (0) 6196/77725-39

All drawing dimensions in mm. Technical data may be subject to change without previous notice. Please request detailed drawings at robotics@yaskawa.eu.

YR-1-06VX10-A00
A-09-2025, A-No. 231071



YASKAWA